




# Before You Start

**1 Download App**  
From your mobile device, go to the **APP STORE (APPLE)** or **Google Play (Android)**, search for the **Inogen Connect App** and download the software.




**2 Plug In Your Inogen One G5**  
Connect the AC power supply cord to the concentrator. Plug the power supply AC cord into an electrical outlet.  
**Do not power on G5 concentrator.**



# Pairing

**3 Pair Your Mobile Device With Your G5**

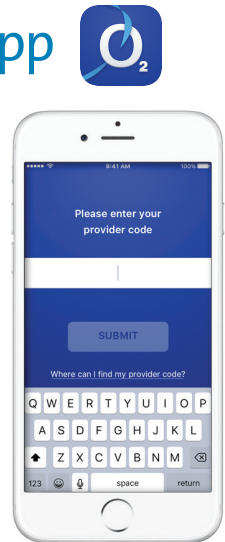
- Go to **Settings** on your mobile device and **turn on Bluetooth**.
- Slide the button to the right to turn on Bluetooth.
- Next, **turn on Bluetooth on your concentrator** by holding down the minus button until the Bluetooth symbol appears on the concentrator's display screen.



**4 Open Inogen Connect App**

Enter your provider code and click **"SUBMIT"**. The provider code can be found in your confirmation email or provided by your home care provider.

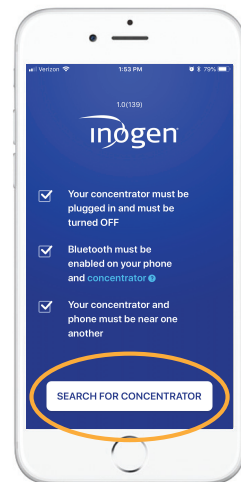
*Pairing is the term used to describe the process of wirelessly connecting two Bluetooth devices for the first time. "Pairing" allows the devices to recognize each other and creates a unique lasting connection between the specific devices.*



Pairing

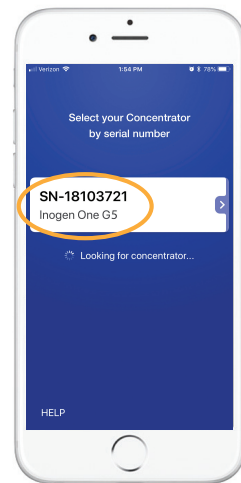
## 5 Search for Concentrator

Click on “Search for Concentrator” at the bottom of your screen.



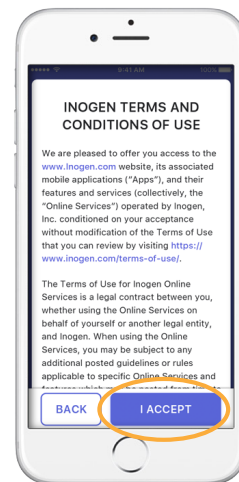
## 6 Select Serial #

When device is found, select your desired **Concentrator Serial Number** on your mobile device.



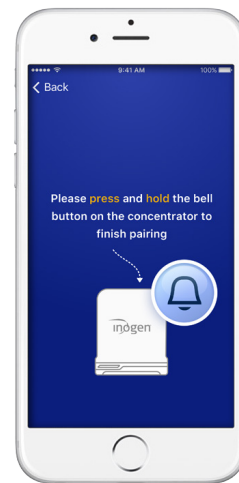

## 7 Terms & Conditions

Read the **Terms and Conditions** and if you choose to accept, select the “I Accept” button at the bottom of your screen.



## 8 Press Bell Button

Press and hold the **bell button** on your G5 concentrator to finish pairing.



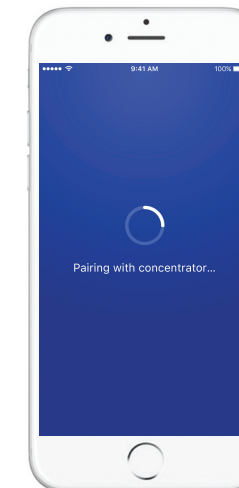
## 9 Wait to Pair

Please wait - your concentrator is pairing.

## 10 Pairing Complete

Your **Inogen One G5** is now paired with your mobile device! Now you can turn on your Inogen One G5 and use it normally. The information displayed on your **Inogen Connect** screen will vary depending on your concentrator’s current state.

For further information, see the Inogen Connect FAQ section at [www.inogen.com/app/](http://www.inogen.com/app/)



*THE PURPOSE OF THE INOGEN MOBILE APP IS TO PROVIDE ADDITIONAL CONVENIENCE TO THE PATIENT. HOWEVER, THE USER INTERFACE PANEL REMAINS THE PRIMARY SOURCE OF INFORMATION TO WHICH THE PATIENT SHOULD REFER.*