


Click Here To Order Today

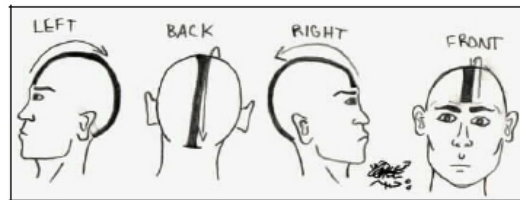
Instructions For Measuring For A CONJO Custom Fit Headgear For The Adams Circuit Nasal Pillows

Using a cloth tape measure or a string and yard stick, use the following instructions to measure your head, as indicated:


1. **Band Length:** Measure the circumference of your head on a plane just above the eyebrow, over the top of the right ear, under the back of the head at the base of the skull, over the top of the left ear, and back to the center of the forehead.



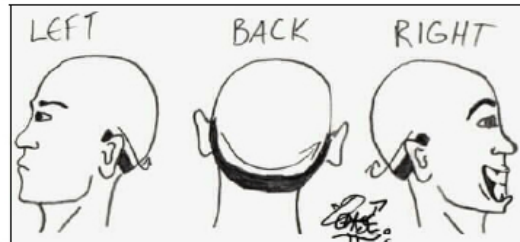
2. **Crown Length:** Measure from a point in the center of the forehead just above the eyebrow, over the top of the head to the indentation at the base of the skull.



3. **Arch Length:** Measure from where the top of the right ear joins the head, over the top of the head to where the left ear joins the head.



4. **Occipital Length:** Measure from where the front of the right ear joins the head, around the base of the skull, to where the front of the left ear joins the head.



The CPAP Store
www.cpapman.com

Need help making sure you have your measurements correct? Give us a call and one of our live counselors will be happy to help walk you through the steps.

877-CPAPMAN or 877-272-7626