



MAKERS OF RESPIRATORY VALVES SINCE 1938

HANS RUDOLPH, inc.

www.rudolphkc.com

TEL: (913) 422-7788

U.S.A. & CANADA: (800) 456-6695

FAX: (913) 422-3337

E-Mail: hri@rudolphkc.com

8325 COLE PARKWAY, SHAWNEE, KANSAS 66227 U.S.A.



CPAPMAN.COM
BEST SERVICE SINCE 1997

Data Sheet. Click Here To Order Today

6860 Series Quest™ Mask
ORO-NASAL CPAP/BiLevel with AAV & Vents
Single Patient Use
Home Care Setting Only
Large, Medium, Small, Extra Small, Petite

PRODUCT FEATURES

- Five Sizes to cover a wide range of patient sizes.
- Face Piece with new Facial Sealing Flange is a single piece mask, made of clear soft Thermoplastic Elastomer.
- Anatomically Contoured Face Mask Design with ribbed support for a leak free comfortable fit.
- Anti-Asphyxia Valve (AAV) for patient safety - allows patient to breathe room air if the flow device malfunctions. Valve opens at mask pressures less than 3cm H₂O.
- Swivel Port Micro Vent Holes dissipate CO₂.
- 360° Dual Swivel Elbow Port with Detachable Swivel Port for improved patient freedom of movement. Color coded translucent blue.
- Easily adjustable, light weight, 4 strap Headgear for patient comfort, available in three sizes.
- New Quick-Release Strap Clips for quick & simple mounting & dismounting of headgear.
- Lightweight, easy to use, high quality mask & headgear.

SPECIFICATIONS

MATERIALS (See Fig. A)	
Face Piece with Structural Braces	Thermoplastic Elastomer, Polycarbonate Thermoplastic
Swivel Port - Mask Adapter, Elbow, 22mm Port	Polycarbonate Thermoplastic, Translucent Blue
Swivel Port - AAV Port	Polycarbonate Thermoplastic Translucent
Diaphragm	Silicone Rubber
Headgear	Polyurethane Foam Black, Nylon UBL and Fabric Gray
Headgear Hook	Nylon, Black
Headgear Strap Clips (4), Tri-glide	Polypropylene, Black



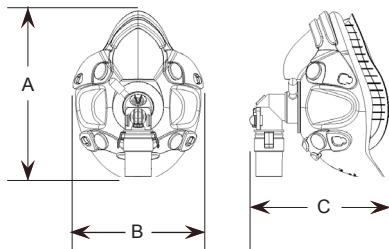
Oro-Nasal CPAP/BiLevel Quest™ Mask with Headgear

GENERAL INFORMATION

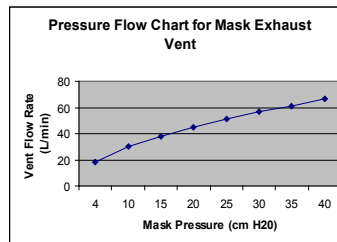
- **Intended Use:** The Hans Rudolph 6860 Quest™ Mask series are single patient use, adult Oro-Nasal CPAP/BiLevel mask which incorporates passive, continuous flow exhaust ports built into the mask. It is intended for use with CPAP/BiLevel machines for treatment of obstructive sleep apnea, and for use with other similar ventilators that use this exhaust port configuration providing a minimum of 3 cmH₂O pressure measured at the mask.
- **Indications for Use:** The Quest™ Mask are for use on adult patients (greater than 30 kilograms weight) for treatment of Obstructive Sleep Apnea or any other conditions requiring CPAP/BiLevel or non-invasive ventilatory support at pressures greater than or equal to 3.0 cmH₂O at the mask in the home care setting only.
- **Environment of Use:** The Quest™ Mask are for use in the home care setting by individuals that have at least minimal instructions or training on the use of the mask as well as the device to which the mask are intended to connect.
- **Cautions:**
 - a.) Federal law restricts this device to sale by or on the order of a physician.
 - b.) At low CPAP/BiLevel pressures the flow through the mask vent holes may be inadequate to clear all exhaled gas from the tubing. Some rebreathing may occur.
 - c.) Patients with facial hair, especially beards, may experience mask leakage which may require shaving the hair.
- **Warnings:** Refer to: Instructions for Use, Document No. 691284, shipped with product.
- **Contraindications & Complications:** Refer to: Instructions for Use, Document No. 691284, shipped with product.

PHYSICAL CHARACTERISTICS

Face Mask Dimensions

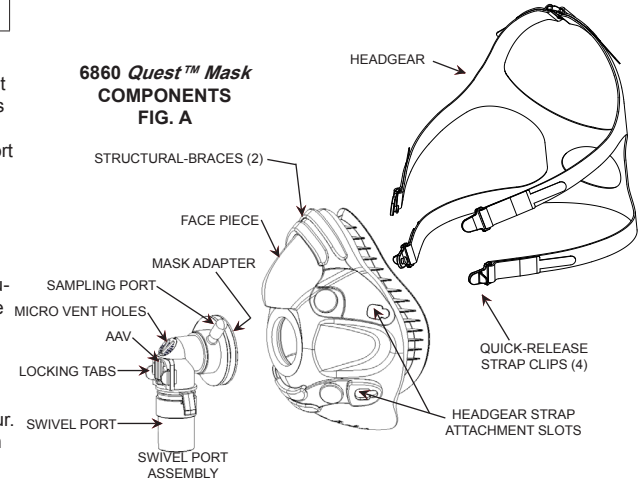


Mask DeadSpace Volume (ml) Measured up to vent in Swivel Port				
Large	Medium	Small	Extra Small	Petite
154	136	110	99	89



MASK SIZE WITH OVERALL DIMENSIONS - inches (mm)					
	LARGE	MEDIUM	SMALL	EXTRA SMALL	PETITE
A	5.9 (150)	5.5 (140)	5.2 (132)	4.8 (122)	4.6 (117)
B	4.2 (107)	4.16 (105)	4.05 (103)	3.95 (100)	3.9 (99)
C	4.7 (119)	4.46 (113)	4.32 (110)	4.2 (107)	4.04 (103)

6860 Quest™ Mask COMPONENTS FIG. A



MASK SIZING GAUGE



ORDERING INFORMATION - 6860 Series QUEST™ Oro-Nasal Mask with Elbow Swivel Port 22mm OD Vented with Anti-Asphyxia Valve (AAV) & Headgear (HG)
MINIMUM SHIPMENT - One Box of 5 Masks (each size) OR One Box of 18 Masks selection of any size combinations (use single assembly part numbers listed below)

PN	QUEST™ Mask, AAV Valve, Vented 22mm OD Elbow & HG
113715	6860 Large
113716	6860 Medium
113717	6860 Small
113718	6860 Extra Small
113719	6860 Petite
PN	Description
114715	One Box of 5 of each size 6860 Series QUEST™ Mask Assemblies
PN	Replacement parts and Accessories for 6860 QUEST™ Series
113735	Pack of 5 LARGE Single Patient Use QUEST™ Mask face pieces
113736	Pack of 5 MEDIUM Single Patient Use QUEST™ Mask face pieces
113737	Pack of 5 SMALL Single Patient Use QUEST™ Mask face pieces
113738	Pack of 5 EXTRA SMALL Single Patient Use QUEST™ Mask face pieces
113739	Pack of 5 PETITE Single Patient Use QUEST™ Mask face pieces
201650	Pack of 3 LARGE size QUEST™ Headgear complete (Use with Large Mask)
201651	Pack of 3 MEDIUM size QUEST™ Headgear complete (Use with Medium and Small Mask)
201652	Pack of 3 SMALL size QUEST™ Headgear complete (Use with XSmall and Petite Mask)
201655	Pack of 3 Blue Swivel Port 22mm OD assembly (with AAV & Vents)
691143	1 each QUEST™ Mask Sizing Gauge